

Year One

Home Learning

Phonics


# Year One - Phonics

Each day your child will have:

- Phonics flashcards video
- Phonics task to complete
- Optional extra phonics tasks.

# Phonics

## Our Learning Objective:

	Can read accurately by blending sounds in unfamiliar words containing GPCs that have been taught.
---	---

During this lock down period we will be focusing on split diagraphs

Phase 5 sounds ▶

a\_e



cake

Phase 5 sounds ▶


i\_e



slide

Phase 5 sounds ▶

e\_e



even

Phase 5 sounds ▶

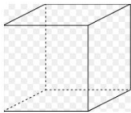
o\_e



home

Phase 5 sounds ▶

u\_e



cube

Phase 5 sounds ▶

u\_e

*Rules*

- 1 \_\_\_\_\_
- 2 \_\_\_\_\_
- 3 \_\_\_\_\_



rules

Parent info about Spilt diagraph

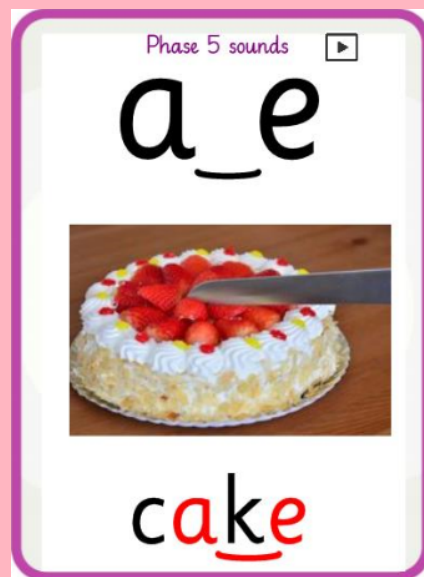
<https://www.youtube.com/watch?v=S-DHdrOrUeY>



# Phonics

Watch the Phonics Flashcards video and join in!

Today's phoneme is



# Phonics

Read the words and play the 'a\_e' game

Phase-5-Roll-and-Read-Mat-a-e.pdf



•	take	name	same	late	make
••	made	flame	game	came	take
•••	same	take	name	late	name
••••	name	make	same	take	late
•••••	late	same	name	make	flame
••••••	flame	take	late	same	name

## Extra Optional Phonics

Watch the 'a\_e' video (link below) and write any 'a\_e' words you can think of.



<https://www.youtube.com/watch?v=W1xqLjHF53A>

a\_e

If you have any questions please email

[keystage1@cookridgeprimaryschool.org.uk](mailto:keystage1@cookridgeprimaryschool.org.uk)





## Attachments

---

1 Monday - English - Label the snail - Printable Version.pdf

play-pals-the-ai-snail\_ver\_3.pdf

Phase-5-Roll-and-Read-Mat-a-e.pdf