






## RIC: Snowflake

	Can accurately retrieve record and present information from a range of texts <b>some</b> of the time.
	Can accurately draw inferences such as characters' feelings, thoughts and motives from their actions <b>some</b> of the time.
	Can accurately justify inferences with evidence <b>some</b> of the time.
	Can accurately predict what might happen from details stated and implied <b>some</b> of the time.
	Can accurately identify how language, structure and presentation contribute to meaning <b>some</b> of the time.



Retrieve

1. Apart from **six-sided**, which other word tells you the snowflake has six sides?

2. Find and copy a word in the poem that means the same as delicate.



Interpret

3. In line 3, the poet compares fingerprints to snowflakes as they are both unique. What does **unique** mean?

4. Find all the examples of alliteration in the poem.

5. What does line 7 tell you about the snowflake?



Choice

6. List as many characteristics of a snowflake described in the poem as you can.