

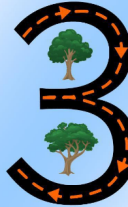
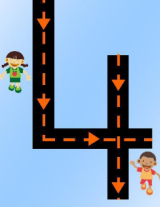



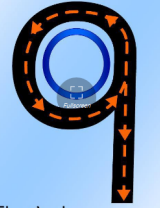


# Number formation

<https://cdn.flipsnack.com/widget/v2/widget.html?hash=fzulwpuu&forcewm=1&forceWidget=1&forceSmall=1&mm=1&novignette=1&l=1404911133>

Say the rhyme and practice the numeral.

<p>Around and round and round we go,  When we get home we have a zero.</p>	<p>Start at the top and down we run,  That's the way we make a one.</p>	<p>Around and back on a railroad track  Two, two, two</p>	<p>Around the tree and around the tree,  That's the way we make a three.</p>	<p>Down and over, down some more  That's the way we make a four.</p>
<p>Down and around then a flag on high  That's the way we make a five.</p>	<p>Down we go and make a loop,  Number six makes a hoop.</p>	<p>Across the sky and down from heaven,  That's the way we make a seven.</p>	<p>Make an 's' and do not wait  When it's joined up you have an eight.</p>	<p>Make a loop and then a line,  That's the way we make a nine.</p>

**Challenge**

Can you write a line of each number?

0  
1  
2  
3  
4  
5  
6  
7  
8  
9

Handwriting practice lines for numbers 0-9. The page features a vertical red line on the left side, with the numbers 0 through 9 written vertically next to it. To the right of the red line, there are 10 horizontal blue lines, each corresponding to a number, providing space for the student to practice writing each digit.

## Attachments

---

shape pictures.odt

coin printout.odt

Colouring half.doc

Week 3 - Maths - halving.docx